

Approved
for schools
by the



Moonster Phonics

Free
Lessons &
Resources
Inside

Child-Centred and
Delivers Results

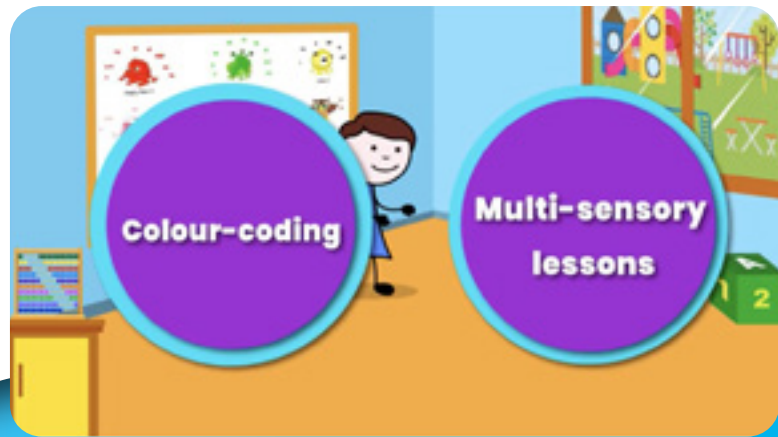


Child-Centred and Delivers Results

Monster Phonics is Child-Centred

More memorable, easier to teach and engaging

Monster Phonics groups graphemes by sound. It uses colour and monsters to help children to learn the graphemes that make each sound, making phonics fun and engaging, improving results.



Meet the monsters and see how Monster Phonics works

www.monsterphonics.com

Approved for schools by the Department for Education

Angry Red A makes the **A** sound.
made day rain

Green Froggy makes the **E** sound.
tree happy dream

Yellow I makes the **I** sound.
my time find

Miss Oh No makes the **O** sound.
soap note row

U-Hoo makes the **U** sound.
cute few uniform

Cool Blue makes the **oo** sound.
room fruit soup

Brown Owl makes the **ow** sound.
down out

The Silent Ghosts are the silent letters, they make no sound.
when friend know

Tricky Witch casts spells on gold letters to change their sound.
wants said love

The Black Cats are the phonetic letters.
black cat went

Child-Centred Resources

Bring Phonics to Life

Monster Phonics teaches the way children learn. The programme resources are memorable, engaging and significantly improve results.

Over 112,000 children and 6000 teachers in the UK use Monster Phonics and this is constantly increasing.


Try our resources with your class to see the difference.

Download and print a package of resources, sample lessons and progression maps.

Download Your Free Gift of Resources

www.monsterphonics.com

Child-Centred and Delivers Results



Child-Centred and Delivers Results

Delivers Results

Dramatic Improvement in All Settings

Monster Phonics has been used in schools for over 4 years. Data shows that the programme consistently improves results. It has a high impact across all demographics, including high deprivation and second language.

An average **13%** increase in the Phonics Check pass rate in the first year of using Monster Phonics.

A **40%** increase in the Phonics Check pass rate recorded in some areas.

38% increase in spelling accuracy after **5** weeks of using Monster Phonics.

An increase in reading age of **23 months** over a **5-month** period of using Monster Phonics.



Free Trial

www.monsterphonics.com

Child-Centred and Delivers Results

Read our Case Studies

Proved in schools

"We introduced Monster Phonics at the beginning of the spring term and by the end of the summer term, the results were extraordinary."

Vicky Lea, Phonics Lead

"We have experienced an astounding change in children's confidence when engaging with phonics. We saw a 37% increase in the Phonics Screening Check."

Leona Dixon, Phonics Lead



Nursery Phase 1

A Programme that Excites Young Minds!

Phase 1 Phonics

Our Foundations in Phonics Programme teaches the Phase 1 curriculum through child-centred, fun and engaging activities. Our online programme and 30 books develop sound awareness, and speaking and listening skills. Over 70 activities to teach all 7 aspects of Phase 1.

Toys

Our phoneme monster toys are exciting addition to the programme. Used to introduce and revise phonics, our monsters create a love of learning and instill confidence.



www.monsterphonics.com

Child-Centred and Delivers Results

Approved
for schools
by the

Department
for Education

Everything You Need

DfE Approved & School Approved

- SSP programme with easy-to-follow lesson plans, resources and assessment to teach Reception, Year 1 and Year 2. Decodable reading scheme aligned to the teaching programme.
- Training programme consisting of 26 online modules over 3 levels and course assessments. Regular meetings are scheduled throughout the first year with an assigned experienced trainer.
- Intervention
- Handwriting
- Parent logins and phonics webinars
- Masses of extra multi-sensory resources to help engagement



"The fabulous website with planning and resources makes delivery so easy and we are already seeing children further ahead with their phonics compared to this time last year."

Zoe Richards, Headteacher

Child-Centred and Delivers Results



Learn about the easy-to-teach lesson structure

"Monster Phonics combines a carefully-structured teaching and learning programme with an engaging reading scheme. A strong feature of the programme is the high-quality core materials for teachers and parents."

Professor David Waugh,
Durham University

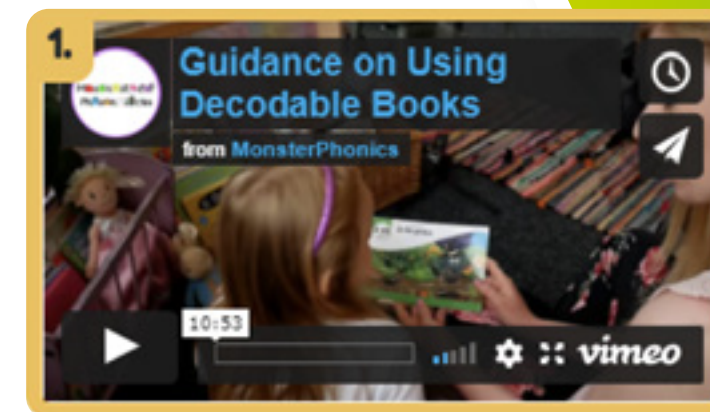


View Monster Phonics Progression Maps

Decodable Books

Loved by children and teachers

Our decodable books are seamlessly matched to the programme. 130 decodable story books aligned to the programme are available as both physical books and eBooks. We are about to extend this range with 50 new non-fiction decodable books.



"We were delighted with the reading books. The parents have been full of praise and commenting about how much they enjoy reading them with their children. More children have been reading at home since their arrival!"

Sarah Brailey



"Our children are so engaged by their new books and are keen to be reading them multiple times at home. I'd highly recommend Monster Phonics to anyone looking to overhaul the teaching of reading and phonics in EYFS and KS1."

Jenni Willoughby

www.monsterphonics.com



Reception Sample Lesson



Scan to play the video and download the resources

Reception Term 1 Week 1 Thursday

This week teaches the graphemes s, a, t and p. We will practise the letters and sounds learnt, oral blending and segmentation and blending for reading.

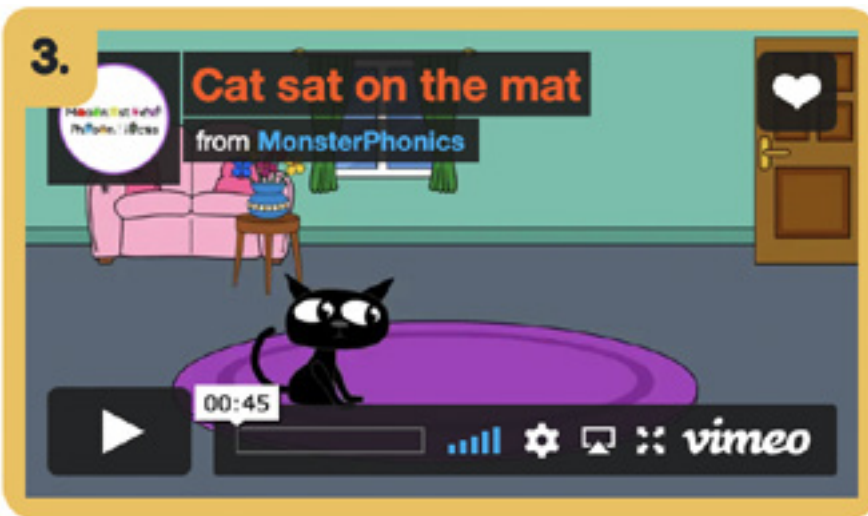
1. Download the PowerPoint. Use this to introduce the p sound. Look at the objects on the screen and ask the children to say what they are. Emphasise the p sound. Demonstrate the action for the p grapheme: Close and press the lips together to say p, p, p for pop.
2. Watch the video 'Cat Sat on the Mat'. Can the children hear any words that begin or end in the letter p?
3. Download the Black Cat sound buttons to teach blending for reading. Write the following on the whiteboard:

at sat pat tap

Stick the Black Cat sound buttons underneath each letter. Sound-talk 'tap' then tell the children the word. Repeat and ask the children to tell their partners the word after you have sound-talked it. Then sound-talk in chorus. Repeat for 'sat'.



1. PowerPoint



3. Activity



Download flashcards.

www.monsterphonics.com

Child-Centred and Delivers Results

Year 1 Sample Lesson



Scan to play the video and download the resources

Year 1 Term 1 Week 12 Wednesday

Teach the ow grapheme that makes the long O sound which is the sound Miss Oh No makes.

Example words: own, blow, snow, grow, show

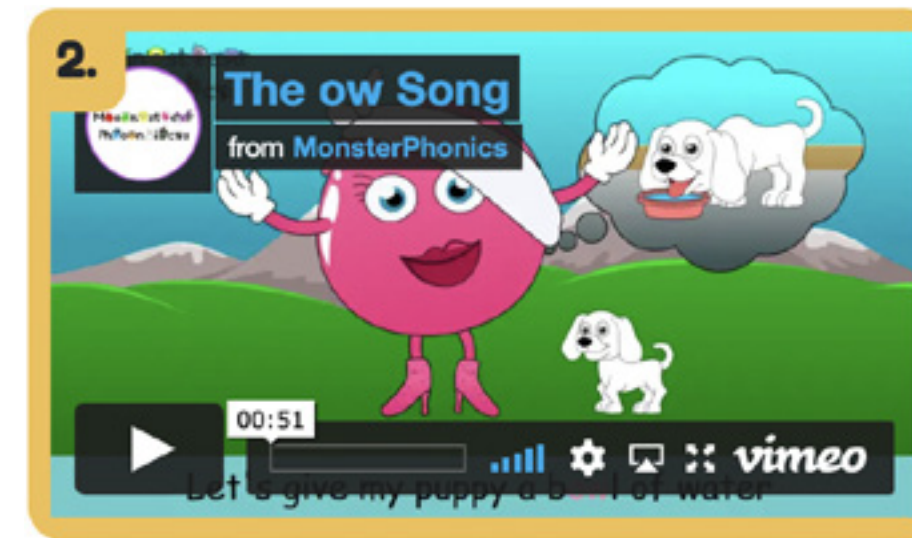
1. Download the PowerPoint. Use this to teach the ow long O grapheme. Play the window guessing game.
2. Watch the video 'The ow song'. Take part in the action song. Ask the children to make up actions as they sing along.
3. Download the activity which is in 2 parts:
 - Reading task – match the pictures with the ow labels.
 - Writing task – write a sentence under each picture.

For each child assess whether the learning objectives have been met. If necessary, apply targeted intervention from the Intervention Section.

www.monsterphonics.com

Child-Centred and Delivers Results

1. PowerPoint



3. Activity



Download flashcards.



Approved
for schools
by the



Department
for Education

Year 2 Sample Lesson



Scan to play the video and download the resources

Year 2 Term 1 Week 9 Wednesday

Teach the long E sound spelt ey. The plural of these words is formed by the addition of 's' (donkeys, monkeys, etc.).

Example words: key, donkey, monkey, chimney, valley

1. Download the PowerPoint. Use this to introduce the ey grapheme. Meet Harvey, who does not want to go to school without his monkey. Look at the More than One Machine – add s for plurals. Highlight how this is different to words ending in y.
2. Watch the video 'Monkey Boo'. Harvey sings about how he is happy to give up anything except his toy monkey. Ask the class to make the Green Froggy (forefinger and thumb making a smiley face and say 'eee') action every time they hear an ey word. Can the children remember all of the ey words in the song?
3. Download the activity. Label the ey pictures. Cut and paste ey items onto the rucksack to take to school. Write about the ey items and highlight the ey grapheme in green.



www.monsterphonics.com

Child-Centred and Delivers Results

1. PowerPoint



2.



3. Activity



Download flashcards.

Monster Phonics Training

Meet your School's Dedicated Trainer
Online and In-School Training

Our training packages include our online training series, consisting of 26 modules over 3 levels of training, as well as face to face training with one of our expert trainers. Training assessment ensures that teaching staff complete the training having secured extensive knowledge in all aspects of the teaching of phonics and reading.

Schools subscribe to our training for the duration of their membership, with the content available throughout, enabling teachers to access the content every day. Training takes place via online or face to face sessions, depending on a schools need.

All schools have access to a dedicated trainer, whose purpose is to ensure school fidelity to the programme, successful implementation to all relevant staff, and improvement in overall phonics knowledge and teaching.

Child-Centred and Delivers Results

1.



"The training programme is very comprehensive. It is broken down into manageable chunks and the videos of lessons in action are very helpful, particularly the guidance on decodable books and guided reading."

Rachael Glenn, Phonics Lead, Kingsley

Approved
Phonics
Teaching
Programme



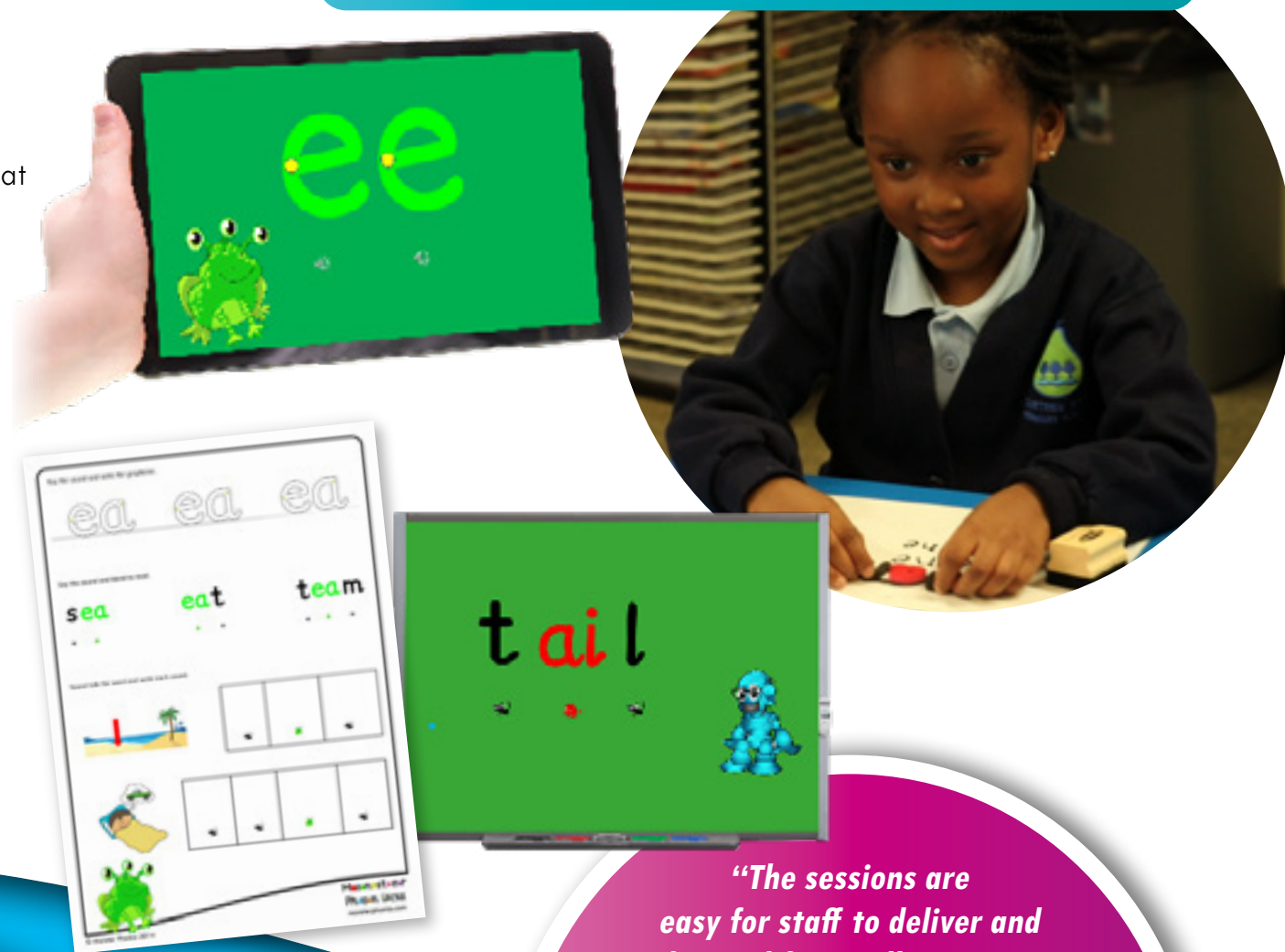
Department
for Education

Interventions

Improving outcomes

Monster Phonics delivers targeted intervention that is mindful of the key principles of memory.

- Targeted around assessed learning objectives
- Focused on what children need to learn
- Uses content that does not overload working memory
- Provides additional resources for overlearning
- Offers repetitive practice of GPC recognition, letter formation, blending and segmenting
- Delivers routine activities for efficient learning



"The sessions are easy for staff to deliver and can be used for small groups or 1:1 intervention. The structure is focused and really moves learning forward. I love the fact that the sessions are also available as videos so can be used on iPads and tablets for greater flexibility on when and where to deliver the sessions."

Kerry James, EYFS Coordinator



Far More Than Phonics...

Monster Phonics increases learning opportunities

Monster Phonics provides additional visual opportunities for learning throughout the school day and environment.

Colour-coded signs and displays help children to practice the phonics that has been taught in class.

Fun and engaging, Monster Phonics creates a love of learning.

Different to any other phonics scheme, Monster Phonics has a life of it's own, with Monster Phonics dress-up days, playground activities and Forest Schools, as well as a huge parent following.

Monster Phonics creates confidence and improves progress.



www.monsterphonics.com

Child-Centred and Delivers Results

Children love Monster Phonics

90% of children enjoyed phonics lessons after 5 weeks
of Monster Phonics compared with 10% before



"Learning how to read the words is much easier"



"I love the monsters"



"I love spelling with the letters in different colours"



Have More Questions?

We are here to help you

CALL US on 0800 211 8052

Speak to one of our expert team. Book a live or online demo to learn about Monster Phonics and our full range of packages.

CHAT

Ask a question on our website chat. We are ready and waiting to answer!

EMAIL

Email info@monsterphonics.com with a question or to make an order.

FAQs

Find out all about the programme, resources and teaching.

Child-Centred and Delivers Results

FREE TRIAL

Use a Free Trial to see the improvement in engagement and results! Start straight away, only requires an email address and expires automatically.



Free Trial

DEMO

Want to speak to our expert team? Book a live or online demo to learn about Monster Phonics and our full range of packages.



Monster Phonics Demo

Mon 11th July 2022 (8:00pm - 8:30pm)

Book your place



Book a Demo

"In our pupil voice interviews, when we asked the children what they most liked doing at school, the most common answer was Monster Phonics. It was as popular as playtime!"

Laura Leonard, Phonics Lead



Approved
for schools
by the



Department
for Education

**Free
Lessons &
Resources
Inside**

Moonster
Phonics

**Want to find
out more?**

Book an Online or Live Demo

Scan to Print our Free Sample Pack

Take a Free Trial

Teach a Lesson

Read our Sample Books



**Child-Centred and
Delivers Results**

Approved
for schools
by the

