

Creating visions of the future through kindness and today's strong foundations.

'We Care, We Trust, We Believe, We Share, We Enjoy, We Achieve!'

'We Are Limitless. We Are Kind.'

'We Are 'Rivil!'



Thursday 26th November 2020

Dear Parents and Guardians,

On **Friday 4th December**, our school will be hosting a Christingle celebration in class 'bubbles' in support of the **Living Waters Storehouse - Chorley Foodbank**.

To help support this worthwhile cause, as well as bringing their usual Christingle orange (see how to make below), we are inviting the children to bring in a donation towards the Foodbank's Christmas Hampers which they will be delivering to needy families all over the Chorley area throughout the Christmas period. On Friday 4th December, the children will be invited to bring in any of the following for donation:

- Toiletries,
- Gloves,
- Chocolate Treats,
- Tinned Ham,
- Coffee,
- Jam,
- Stuffing Mix,
- Christmas Puddings,
- Cranberry/Apple Sause,
- Sugar,
- Hot Chocolate,
- Gravy,
- Tinned Vegetables.

All donations will be taken to the Storehouse by school.

Many blessings of the season,

Sarah Annette and the Rivington Team.

School will be purchasing Glow Candles for use in the children's Christingles - **NO 'REAL' CANDLES THIS YEAR.**

Health and safety

To support Health and Safety in small classrooms - the children will be given a glow candle to use in their Christingle. These have been purchased through the Children's Society with a percentage of the total sales going to the charity. School will place them into the children's Christingles on the day so there will be no need for candles from home.

COULD ALL CHILDREN BRING IN THEIR CHRISTINGLE IN A PLASTIC POT OR YOGURT POT - THANK YOU.

Making a Christingle:

How to make a christingle


sing up
Love learning. Start singing.

What you will need:

- ★ An orange
- ★ Some foil
- ★ A candle (such as a birthday candle but not a tea light)
- ★ Red ribbon or tape (enough to go round the orange)
- ★ 4 cocktail sticks
- ★ Sweets or dried fruit
- ★ A tool to make a hole in the top of the orange with


step 1

Make a hole in the top of your orange (with scissors, a sharp pencil or your thumb)




step 2

Push your candle through the foil into the hole in the top on your orange so it's secure




step 3

Wrap a strip of red tape or ribbon around the middle of your orange and secure it




step 4

Stick the 4 cocktail sticks into the orange around the candle




step 5

Push the sweets/fruit onto the sticks (ensuring the ends are covered)



step 6

Light the candle (with the help of an adult)



What the components mean:

- ★ The **orange** represents the world
- ★ The **candle** reminds Christians of Jesus, who they believe to be the light of the world
- ★ The **red ribbon** goes around the 'world' and, being the colour of blood, reminds Christians that Jesus died
- ★ The **four cocktail sticks** could have one of two meanings; the four seasons or the four corners of the world
- ★ The **sweets** (or sometimes dried fruit) remind Christians of God's gifts to the world, including kindness and love