























Presentation

Steps to Success

	I will not doodle on or in my books.
	I will put the date and learning objective at the top of my work and underline.
	I will use the long date for English and the short for Maths.
	I will use a ruler to draw all lines.
	I will not leave out pages or big spaces in my book.
	I will put one neat line through any mistakes I make.
	I will stick sheets into my book carefully- as shown by my teacher.
	I will use a sharp pencil for my maths work.
	When using squared pages, I will write each digit in a separate box.
	I will use a pencil for written work or a blue school pen (Y3-6) when my teacher tells me to.
	I will write ON the lines in my book.
	I will use crayons or colouring pencils to colour pages in my book.

Marking

- Codes will be used in Maths, English and any other writing when appropriate.
Pink/Green will be used in all subjects.

	Thinking dot- I need to correct this before my next piece of work.
	Correct- well done!
	Perfect Pink- parts of your work where you have met the learning objective/success criteria!
	GREEN FOR GROWTH! This means you will have to improve, change or correct that part of your work!
	PURPLE POLISHING PEN- for you to improve or edit spelling, grammar and punctuation!
	Spelling Mistake- correct yourself using your spelling strategies/Have a go sheets/GPC charts/dictionaries. Write in the margin (KS2) or at the bottom of the page (KS1). Sp I like <u>skool</u> . <u>Draw a wiggly line under ambitious word choices: never dodge a good word!</u>
	Letter/number reversal
	Punctuation error/missing
	Grammar- check for sense e.g. correct verb tense
	I Am Learning To... Learning Objective- Did you achieve it? IALT (this was tricky, we will try this again) IALT (with support) IALT (independently) Maths mastery: Push it? (You have mastered this step and ready for the next). Fix it? (You are getting it, you just have a few errors/ misconceptions to address).